

**Please note the following when using the product.  
Please also read the instructions for use.**

## **Quick guide Bonalive® granules**

Non-hardening synthetic and bacterial growth inhibiting bone cavity filler used for filling, replacement and reconstruction of bone defects.

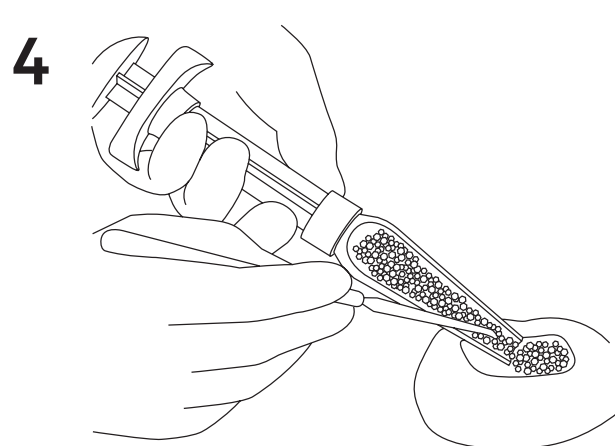
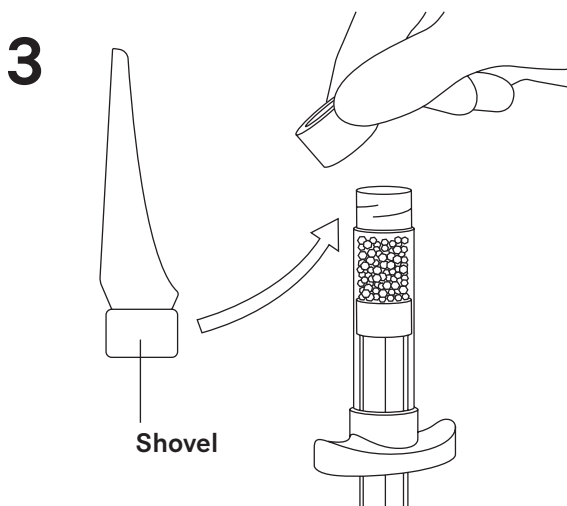
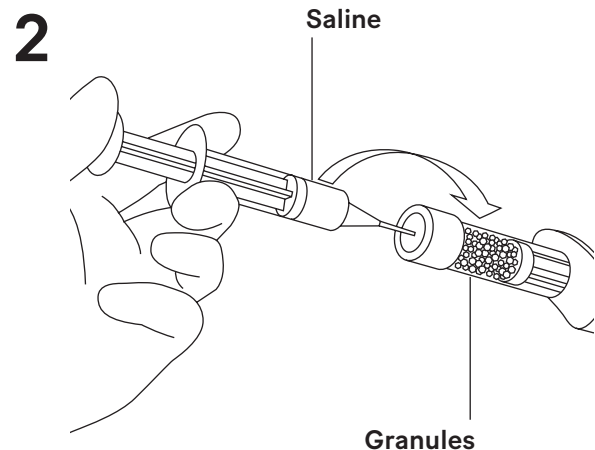
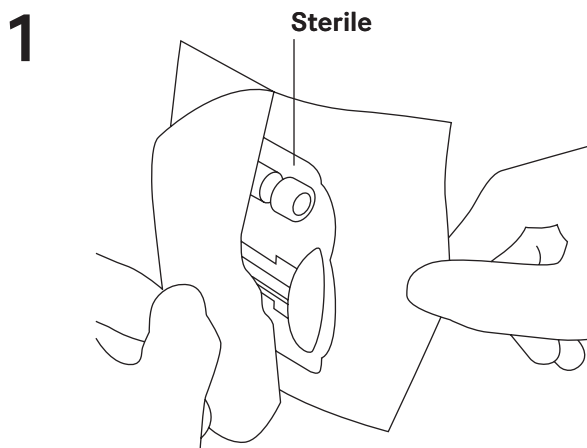
The granules are moistened prior to implantation. The procedure facilitates implantation of granules and activates bioactive reactions. Moisten the granules by injecting sterile saline solution through the cap membrane.

Unscrew the cap and screw the shovel tightly onto the applicator body, in order to prevent spilling of the granules keep the opening facing upwards. Implant the moistened granules from the shovel into the defect with a sterile instrument. Can be mixed with autologous bone graft in a sterile cup and subsequently implanted with a sterile instrument.

A thorough mechanical debridement of the defect must be carried out and the surface of the bone must be refreshed.

The application should have sufficient bony walls and the cavity should be properly filled with the granules as the material does not shrink or expand. Misplaced granules must be removed from outside the defect. Avoid direct skin contact by closing the defect well.

Antibiotics and other implantation related therapies should be used in accordance with routine hospital practices.



**bonalive**